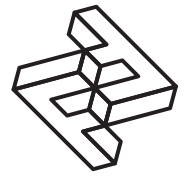
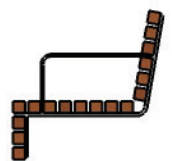
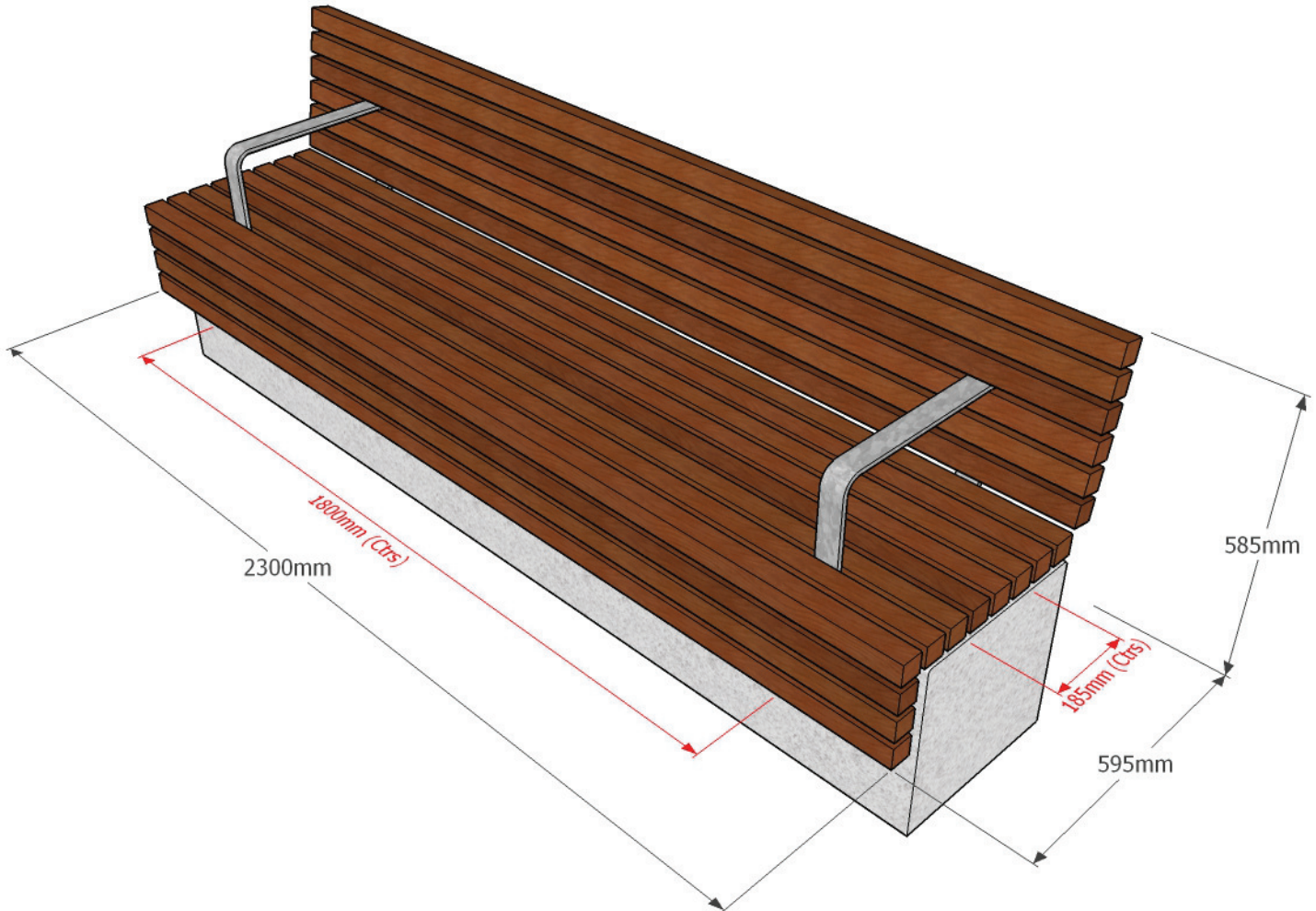


FACTORY FURNITURE



TORD wall seat



SPECIFICATIONS

Composition

Slats - FSC® certified tropical hardwood

Frame - Galvanised mild steel



Wood finish

Natural finish as standard. (Oil or microporous woodstain available on request)

Dimensions

Metric L - 2300mm | W - 595mm | H - 585mm*

Imperial L - 7' 6½" | W - 1' 11½" | H - 1' 11"

* Recommended seat height - 450mm

Fixing centres

1800mm (5' 11") x 185mm (7½")

Fixing method

Frame fixed to wall with 4 resin anchors per bench

Approx weight 109kg

Foundation

Wall or plinth 2300 x 400 x 390mm (recommended)

Handling

Please observe health & safety lifting guidelines. A fork lift or crane will be required for off loading and positioning of items

Maintenance

Depends on usage and position. All elements will require cleaning annually. Wood should be treated every other year if coated. Galvanised steel will require maintenance only if damaged.