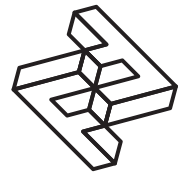


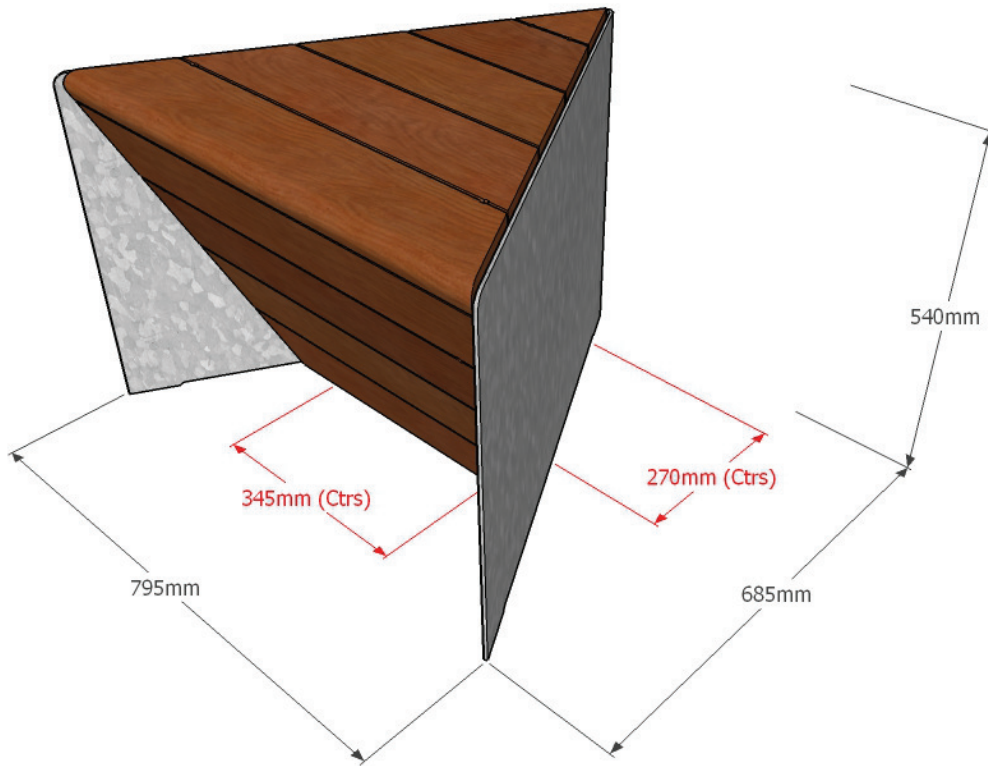


# FACTORY FURNITURE



## SONOBE bench



### SPECIFICATIONS

#### Composition

Slats - FSC® certified tropical hardwood

Frame - Galvanised mild steel

#### Finishes

Slats - Natural finish as standard. (Oil or microporous woodstain available on request).

Frame - Mild steel galvanised as standard (polyester powder-coated option available\*)

#### Dimensions

Metric L - 795mm | W - 685mm | H - 540mm

Imperial L - 2' 7½" | W - 2' 3" | H - 1' 9½"

Approx weight 67kg

#### Fixing centres & method

345mm (1' 1½") x 270mm (10½") - 3 no. sleeve anchors.



#### Foundation

1 no. pads 900 x 800 x 300 mm in C20 concrete (recommendation only)

#### Handling

Please observe health & safety lifting guidelines. A fork lift or crane will be required for off loading and positioning of items

#### Maintenance

Depends on usage and position. All elements will require annual cleaning. Timber should be treated every other year if coated. Galvanised and powder coated mild steel only require maintenance if damaged.

\*Please note that when a powder-coat is applied to a hot dip galvanised surface pinholing can occur in the surface finish - this is not considered a defect.