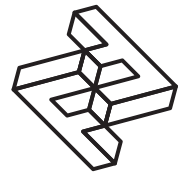
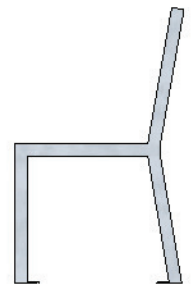

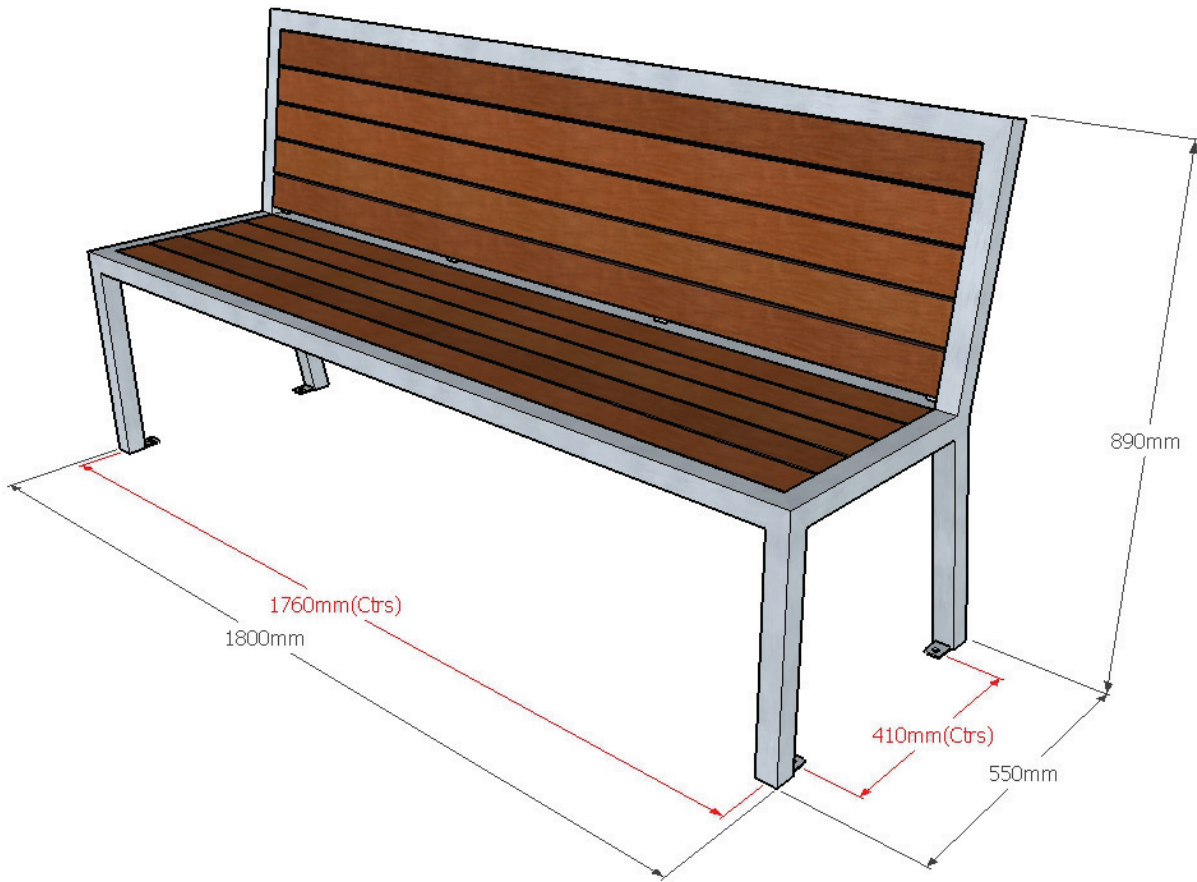


FACTORY FURNITURE



UTIL seat



SPECIFICATIONS

Composition

Slats - FSC® certified tropical hardwood

Frame - Stainless steel

Finish

Natural finish as standard. (Oil or microporous woodstain available on request). Satin polished stainless steel

Dimensions

Metric L 1800mm | width 550mm | height 890mm*

Imperial L 5' 11" | width 1' 9½" | height 2' 11"

* Not inc. +100mm below ground level for sub-surface fix option

Approx weight 57kg

Fixing centres 1760mm (5' 9½") x 410mm (1' 4")



Fixing method

4 no. sleeve anchors into fixing lugs (one per leg) - sub-surface fix option available

Foundation

2 no. pads 700 x 200 x 200 mm in C20 concrete (recommendation only)

Handling

Please observe health & safety lifting guidelines. A fork lift or crane will be required for off-loading and positioning of items

Maintenance

Depends on usage and position. All elements will require annual cleaning. Wooden elements should be treated every other year if coated. Stainless steel requires no maintenance