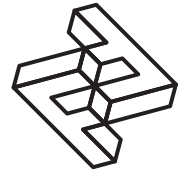
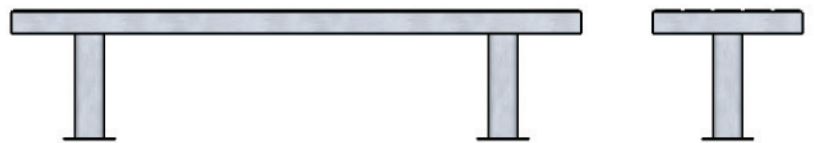

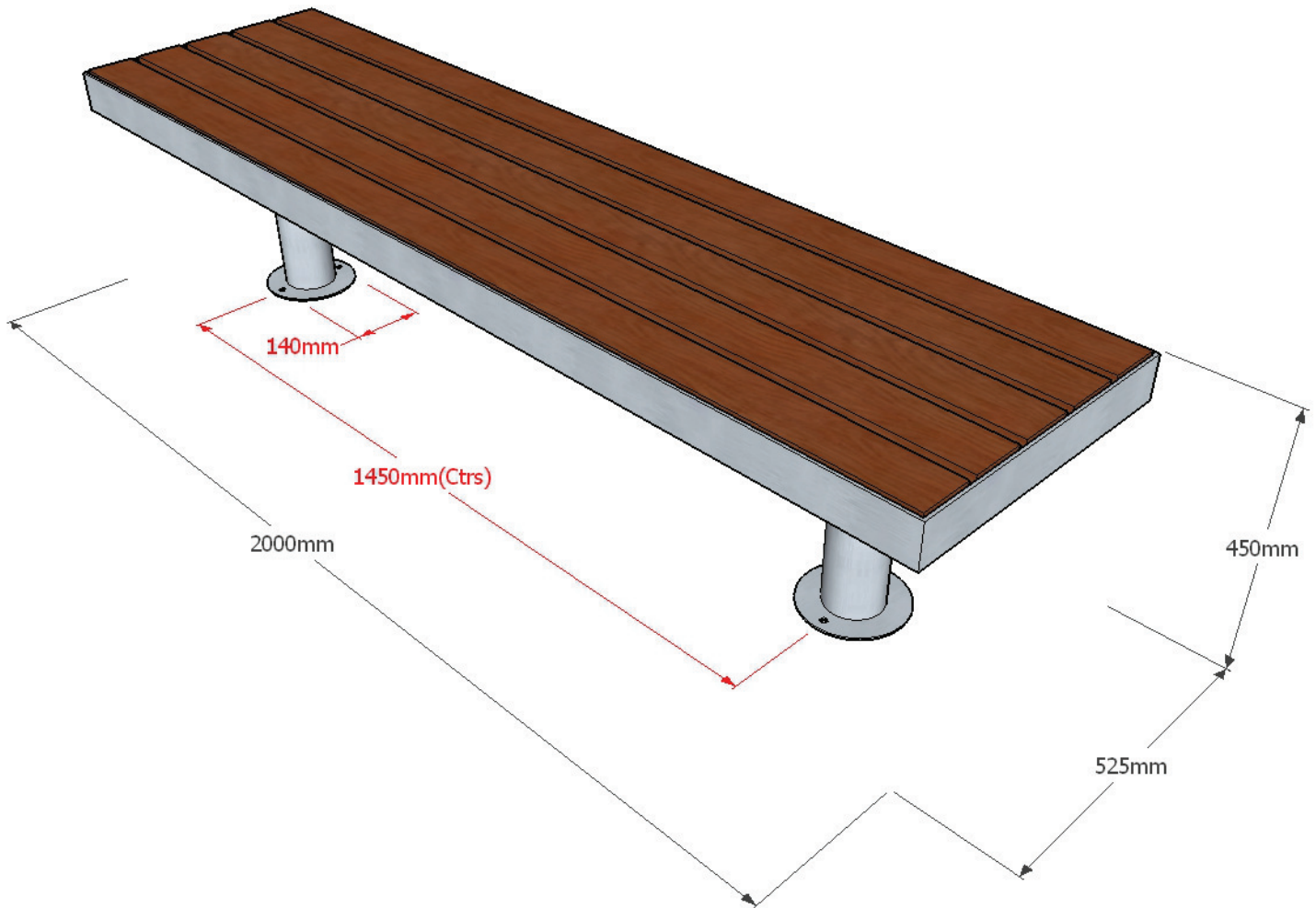


# FACTORY FURNITURE



## TREE bench - straight



### SPECIFICATIONS

#### Composition

Slats - FSC® certified tropical hardwood

Frame / Base - Stainless steel

#### Finish

Natural finish as standard. (Oil or microporous woodstain available on request). Satin polished stainless steel

#### Dimensions

Metric L 2000mm | width 525mm | height 450mm\*

Imperial L 6' 6½" | width 1' 8½" | height 1' 5½"

\* Not inc. +100mm below ground level for sub-surface fix option

Approx weight 64kg

Fixing centres 1450mm (4' 9") x 140mm (5½")



#### Fixing method

2 resin fixed anchors per base (4 anchors total per bench). *Sub-surface fix option available*

#### Foundation

2 no. pads 400 x 400 x 400 mm in C20 concrete (recommendation only)

#### Handling

Please observe health & safety lifting guidelines. A fork lift or crane will be required for off-loading and positioning of items

#### Maintenance

Depends on usage and position. All elements will require annual cleaning. Wooden elements should be treated every other year if coated. Stainless steel requires no maintenance