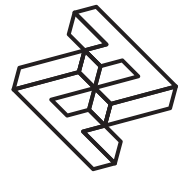
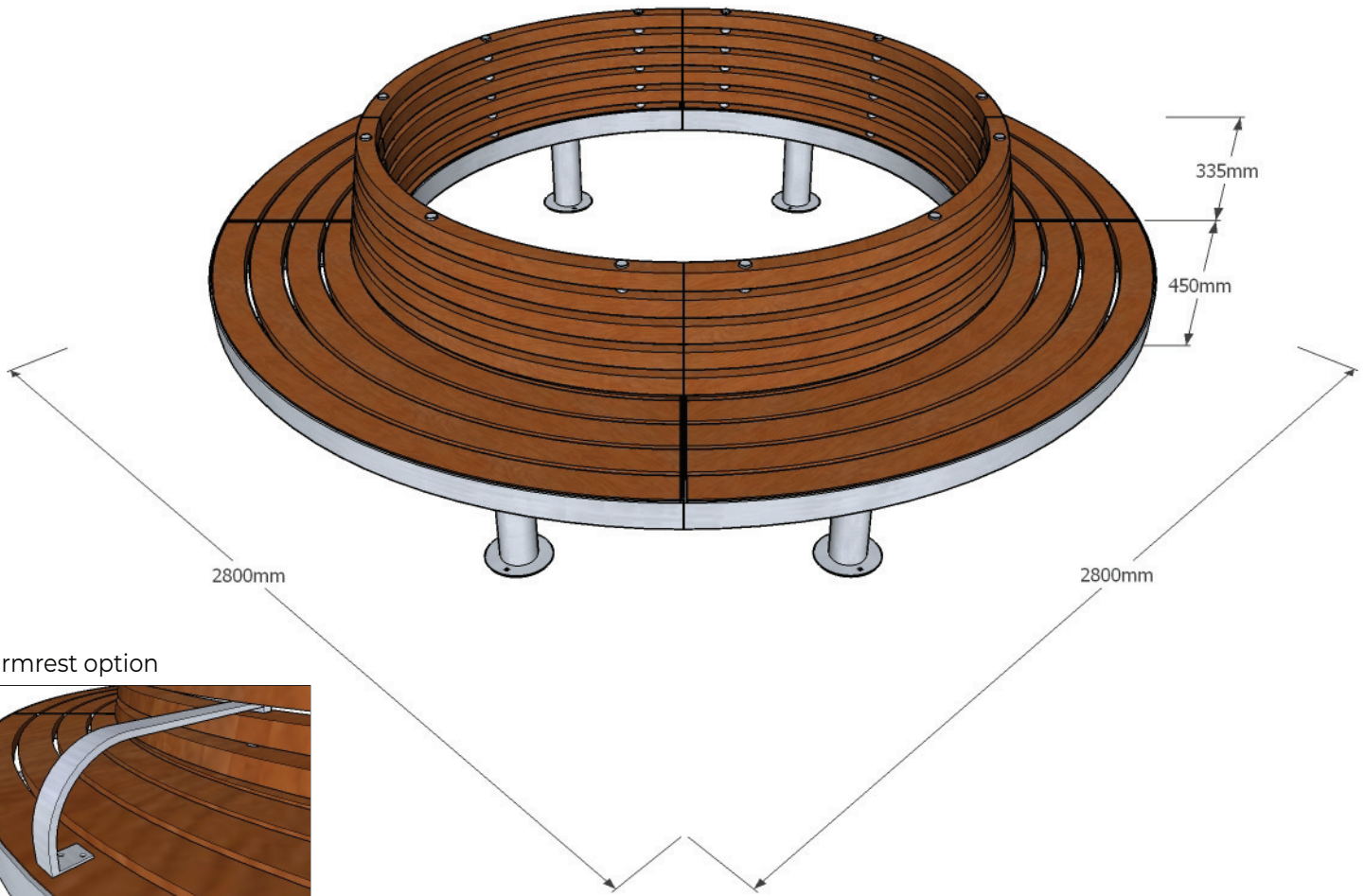


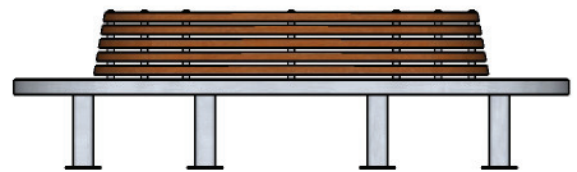
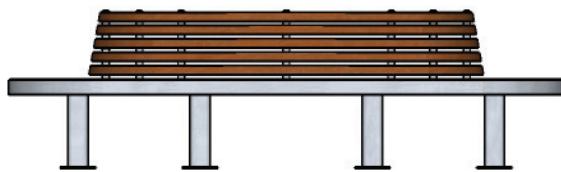

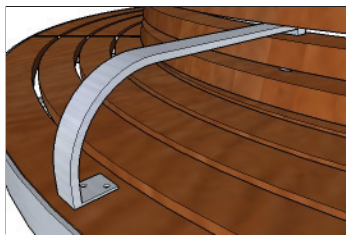
# FACTORY FURNITURE



## TREE seat - full



armrest option



### SPECIFICATIONS

#### Composition

Slats - FSC® certified tropical hardwood

Frame / Base - Stainless steel

#### Finish

Natural finish as standard. (Oil or microporous woodstain available on request). Satin polished stainless steel

#### Dimensions (Overall)

Metric L 2800mm | width 2800mm | height 785mm\*

Imperial L 9' 2" | width 9' 2" | height 2' 7"

\* Not inc. +100mm below ground level for sub-surface fix option

**Approx weight** 365kg (+10kg for armrest option)

#### Fixing centres

See full AutoCAD drawing (available on request)



#### Fixing method

2 resin fixed anchors per base (16 anchors total per seat).  
Sub-surface fix option available

#### Foundation

8 no. pads 400 x 400 x 400 mm in C20 concrete (recommendation only)

#### Handling

Please observe health & safety lifting guidelines. A fork lift or crane will be required for off-loading and positioning of items

#### Maintenance

Depends on usage and position. All elements will require annual cleaning. Wooden elements should be treated every other year if coated. Stainless steel requires no maintenance