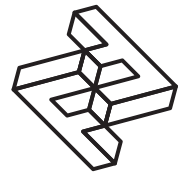
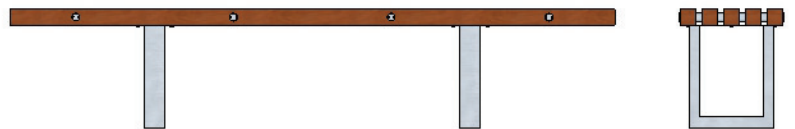
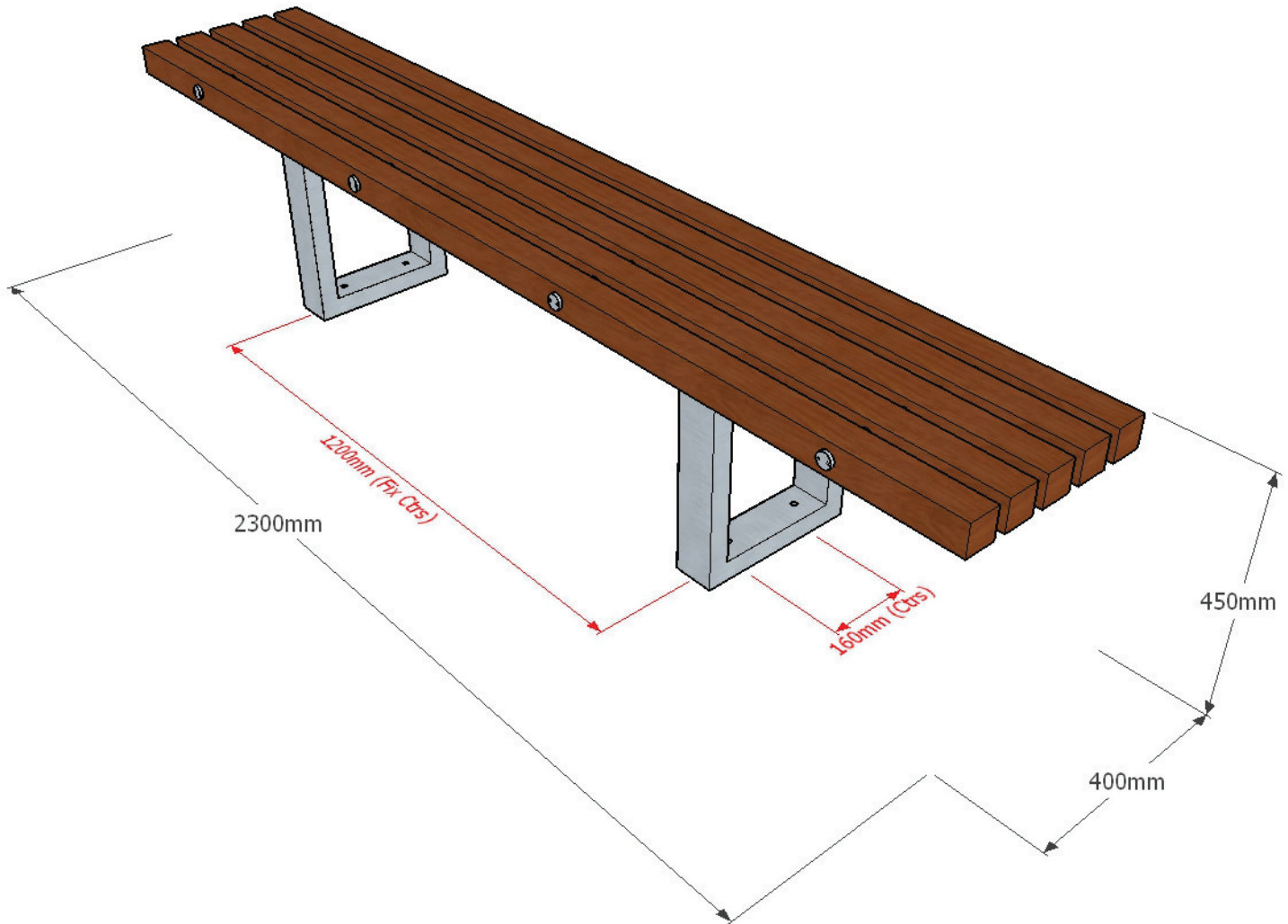


FACTORY FURNITURE



TORD bench



SPECIFICATIONS

Composition

Slats - FSC® certified tropical hardwood & aluminium spacers

Base - Satin polished stainless steel



Wood finish

Natural finish as standard. (Oil or microporous woodstain available on request)

Dimensions

Metric L - 2300mm | W - 400mm | H - 450mm

Imperial L - 7' 6½" | W - 1' 3½" | H - 1' 5½"

Approx weight 59kg

Fixing centres & method

1200mm (3' 11") x 160mm (6½")

Fixing method

Legs fixed with 2 resin anchors per leg

Foundation

2 no. pads 400 x 400 x 400 mm in C20 concrete (recommendation only)

Handling

Please observe health & safety lifting guidelines. A fork lift or crane will be required for off loading and positioning of items

Maintenance

Depends on usage and position. All elements will require cleaning annually. Wood should be treated every other year if coated. Stainless steel requires no maintenance