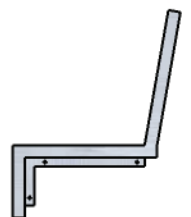
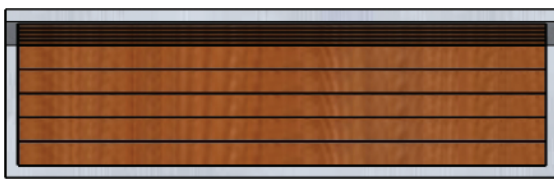
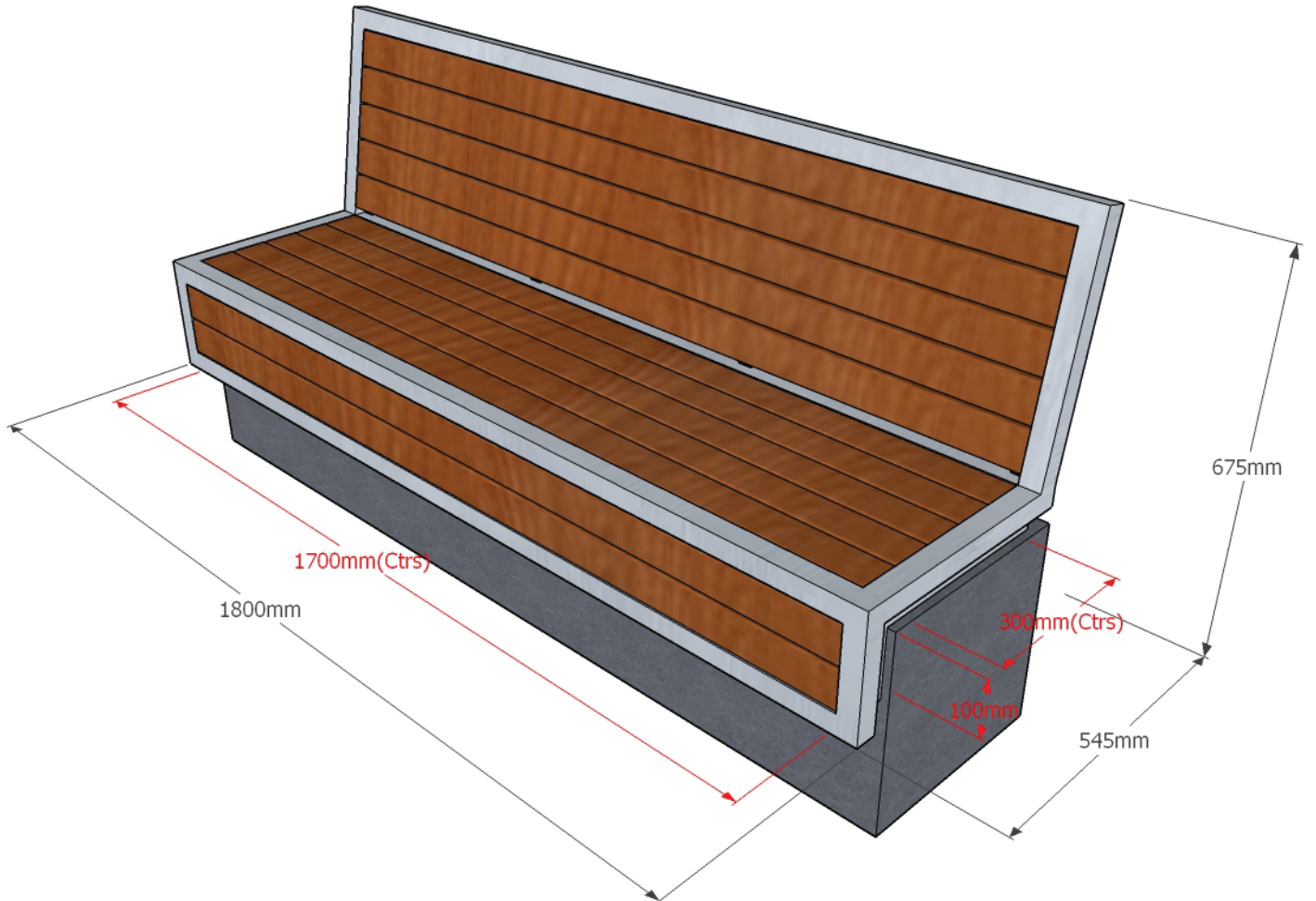




UTIL wall seat



SPECIFICATIONS

composition

Slats - FSC® certified tropical hardwood
Frame - Stainless steel

finish

Natural finish as standard. (Oil or microporous woodstain available on request). Satin polished stainless steel

dimensions

Metric length 1800mm | width 545mm | height 675mm
Imperial length 5' 11" | width 1' 9½" | height 2' 2½"

approx weight

69kg



fixing centres & method

1700mm (5' 7") x 300mm (12")

6 no. sleeve anchors into wall bracket tabs (3 per bracket)

foundation

Wall or plinth 1800 x 400 x 380mm (minimum recommended)

handling

Please observe health & safety lifting guidelines. A fork lift or crane will be required for off-loading and positioning of items

maintenance

Depends on usage and position. All elements will require annual cleaning. Wooden elements should be treated every other year if coated. Stainless steel requires no maintenance