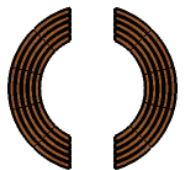
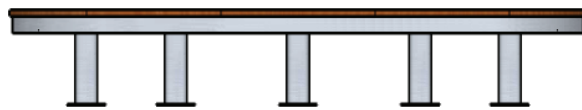
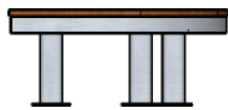
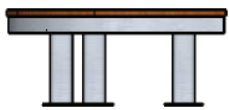
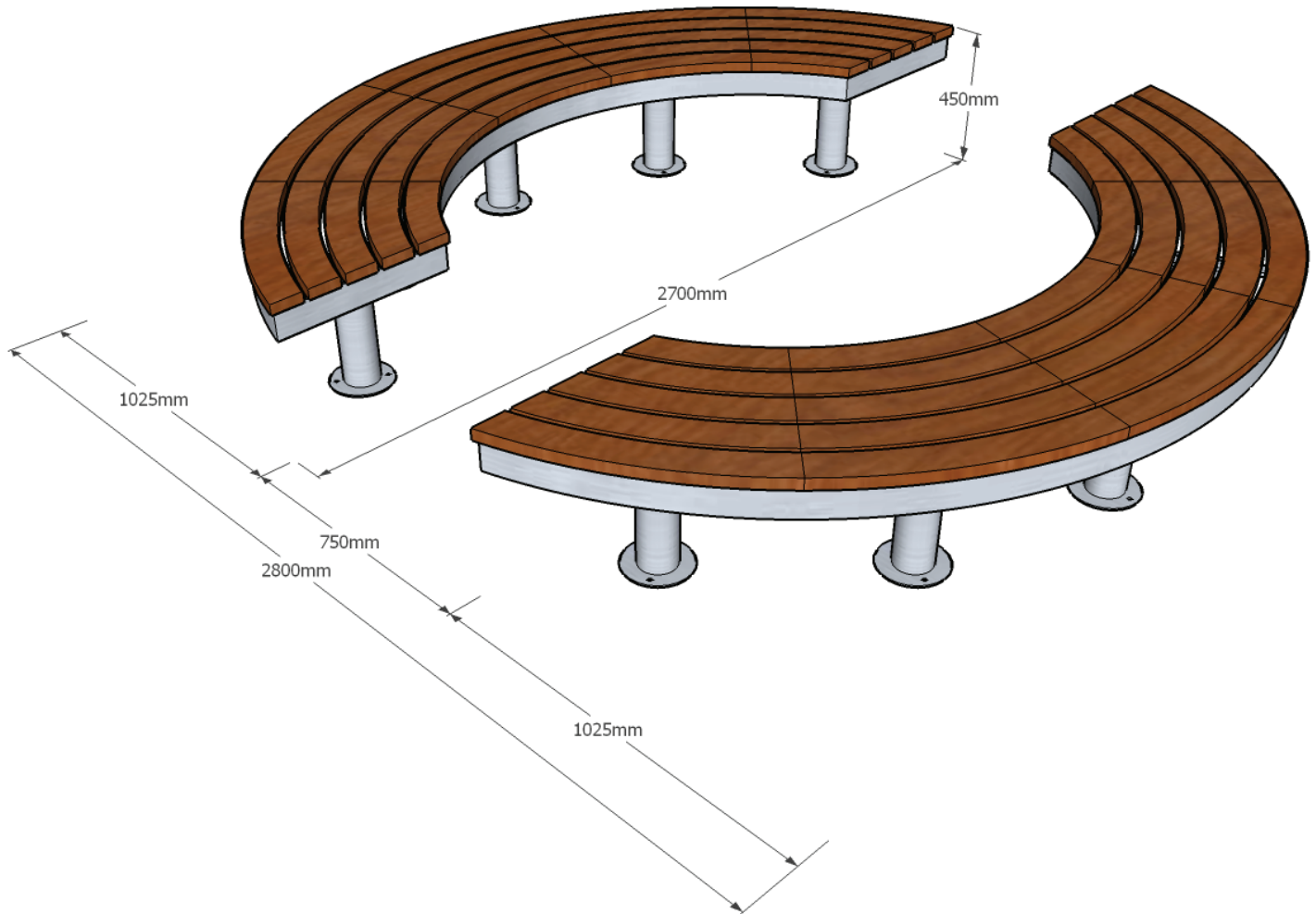




TREE seat



SPECIFICATIONS

composition

Slats - FSC® certified tropical hardwood
Frame / Base - Stainless steel



finish

Natural finish as standard. (Oil or microporous woodstain available on request). Satin polished stainless steel

dimensions (Overall)

Metric length 2800mm | width 2700mm | height 450mm*

Imperial length 9' 2" | width 8' 10½" | height 1' 5½"

* Not including +100mm below ground level for sub-surface fix option

fixing centres

See full AutoCAD drawing (available on request)

fixing method

2 resin fixed anchors per base (sub-surface option available)

approx weight

201kg

foundation

10 no. pads 400 x 400 x 400 mm in C20 concrete (recommendation only)

handling

Please observe health & safety lifting guidelines. A fork lift or crane will be required for off-loading and positioning of items

maintenance

Depends on usage and position. All elements will require annual cleaning. Wooden elements should be treated every other year if coated. Stainless steel requires no maintenance