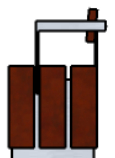
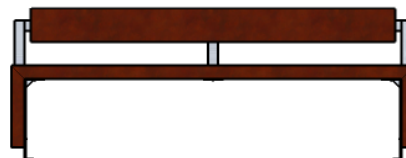
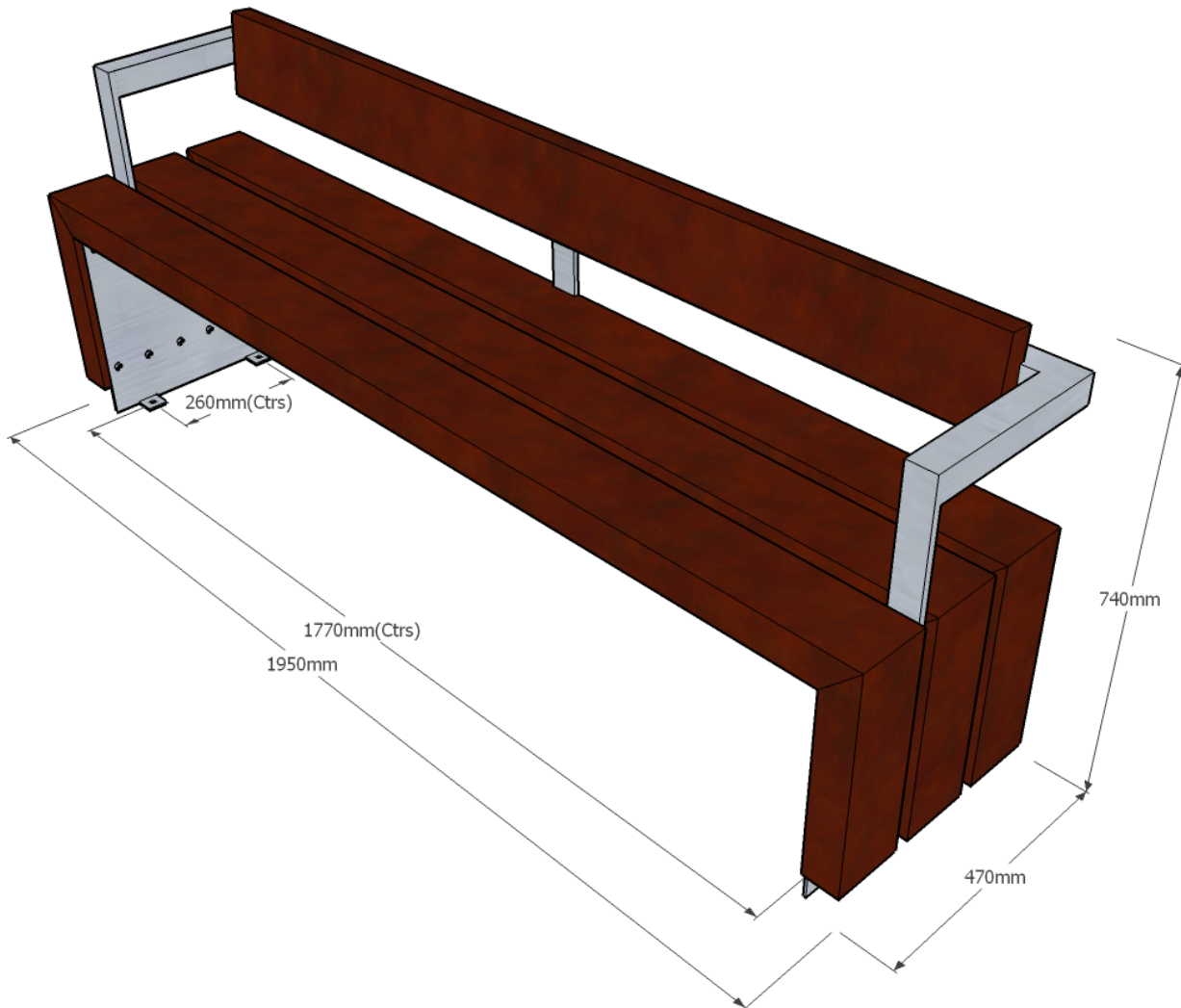




## BLOC seat - wood



### SPECIFICATIONS

#### composition

Seat - FSC® certified tropical hardwood  
Frame - Stainless steel



#### finish

Natural finish as standard. (Oil or microporous woodstain available on request). Satin polished stainless steel

#### dimensions

*Metric* length 1950mm | width 470mm | height 740mm\*  
*Imperial* length 6' 5" | width 1' 6½" | height 2' 5"

\* Not including +100mm below ground level for sub-surface fix option

#### approx weight

103kg

#### fixing centres & method

1770mm (5' 9½") x 260mm (10") - 4 sleeve anchors into fixing lugs (surface & sub-surface fix options available)

#### foundation

2 no. pads 400 x 400 x 400 mm in C20 concrete (recommendation only)

#### handling

Please observe health & safety lifting guidelines. A fork lift or crane will be required for off loading and positioning of items

#### maintenance

Depends on usage and position. All elements should be cleaned annually and wood should be treated every other year if coated.